




- New** 1. Quadratube P1, design JM Wilmotte
- 2. AIRMOD, design Stefan Diez
- 3. G2, design Pierre Guariche
- 4. Brueghel Direct/Indirect
- 5. Bodom
- 6. Elgar Push
- 7. G1, design Pierre Guariche
- 8. G13, design Pierre Guariche
- 9. AIRMOD, design Stefan Diez
- 10. Belleville Floor, design Normal Studio
- New** 11. Quadratube W4, design JM Wilmotte
- New** 12. Quadratube W2, design JM Wilmotte
- 13. Elgar Floor, design Normal Studio
- 14. G54, design Pierre Guariche
- New** 15. Quadratube P2, design JM Wilmotte



**Durable
light
for life**

**Made
in France**

**Design
Collections**




**Durable light,
anytime, anywhere**

**Durable light,
committed to people**

**Durable light
for a sustainable life**

Sammode Studio
24 rue des Amandiers
F-75020 Paris
T+33 (0) 143 144 145
studio.sammode.com



Appliques

Wall lamps

Dimensions en mm
All units in mm



Bendz / Bendz SA

Ø 70
L 300
Colours ●●●●●●



Belleville Nano

Ø 70
L 300

Monceau Nano

Ø 70
L 300

Vendôme Nano

Ø 70
L 300

Design: Normal Studio



Rivoli

Ø 100
L 1300
Design: Normal Studio

Mondrian

Ø 40
L 700
Colours ●●●●●●

Elgar

Ø 70
L 450
L 700
L 1000
Colours ●●●●●●



Belleville Mini

Ø 100
L 360
Design: Normal Studio



Gude

Ø 100
L 360
Design: Dominique Perrault & Gaëlle Lauriot-Prévost



Nilak

Ø 100
L 400
Design: Yann Kersale



Vendôme Mini

Ø 100
L 520
Design: Normal Studio



Monceau Mini

Ø 100
L 520
Design: Normal Studio



Balke

Ø 100
L 670
Colours ●●●●●●



Musset GR

Ø 100
L 520
Colours ●●●●●●

Suspensions & plafonniers

Ceiling & pendant lamps

Coulomb

Ø 100
L 357
Colours ●●●●●●

Rimbaud

Ø 133
L 680
Colours ●●●●●●

Suspensions & plafonniers

Ceiling & pendant lamps



Purcell

Ø 70
L 450
L 1000
L 1300
Colours ●●●●●●

Brueghel

Ø 100
L 1000
L 1300
L 1600
Colours ●●●●●●

Qinu

Ø 133
L 1220
Design: Yann Kersale

Kyhn

Ø 133
L 1300
L 1600
Design: Dominique Perrault & Gaëlle Lauriot-Prévost

Monceau

Ø 133
L 1340
Design: Normal Studio

Vendôme

Ø 133
L 1340
Design: Normal Studio

Belleville

Ø 133
L 1340
L 1600
Design: Normal Studio

Lampes à poser

Floor lamps



Belleville Floor

Ø 133
L 1545
Design: Normal Studio

Monceau Floor

Ø 133
L 1545
Design: Normal Studio

Vendôme Floor

Ø 133
L 1545
Design: Normal Studio

Bodom

H 2050
W Base 380
Colours ●●●●●●

Elgar Floor

H 1170
Ø 315 mm
H 860
Ø 240 mm
Colours ●●●●●●

Design: Normal Studio

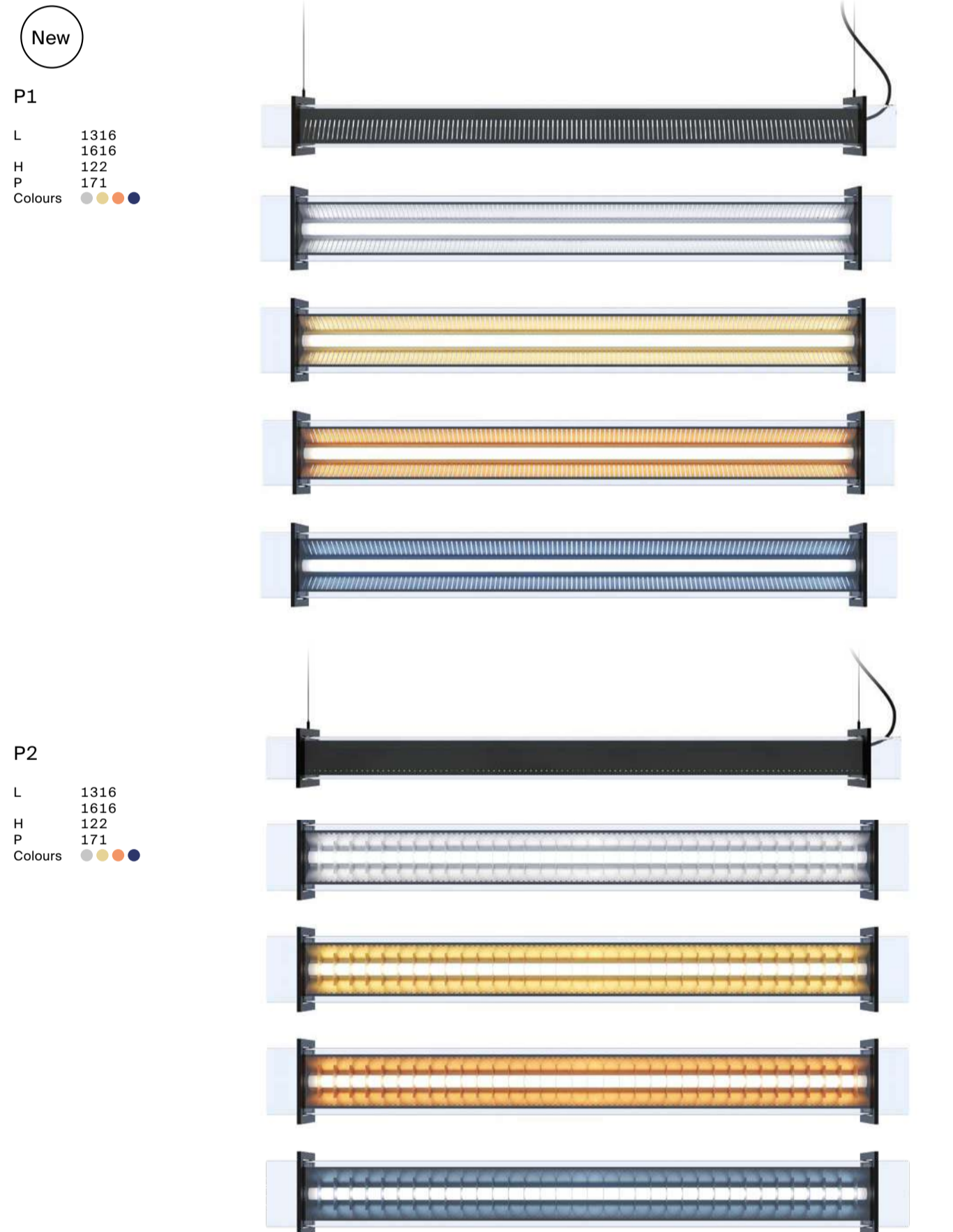
Astrup

H 350
L 600
W 160
Colours ●●●●●●

Design: Normal Studio

Collection Quadratube Design: Jean-Michel Wilmotte

Pendant lamps



New

P1

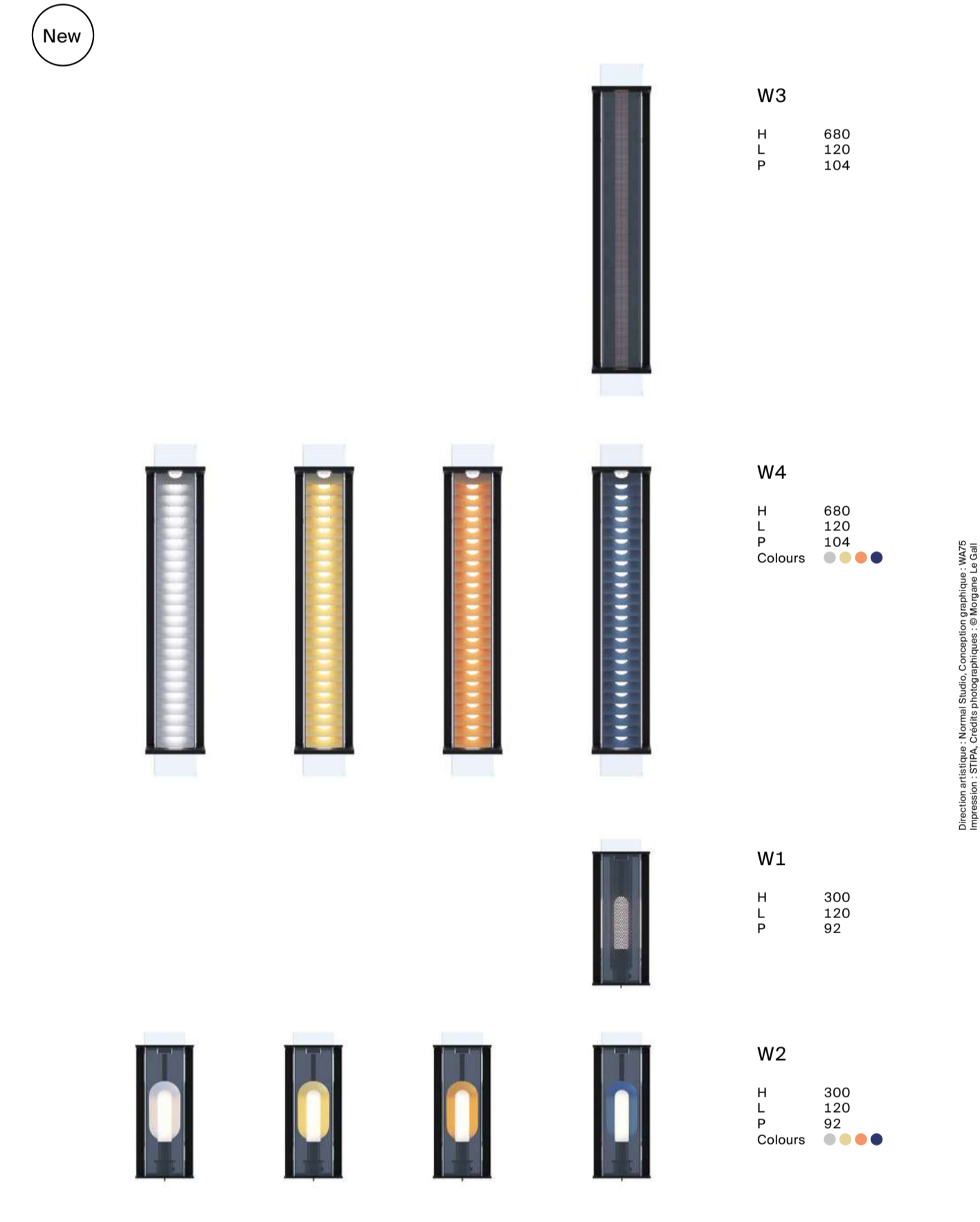
L 1316
L 1616
H 122
P 171
Colours ●●●●●●

P2

L 1316
L 1616
H 122
P 171
Colours ●●●●●●

Collection Quadratube Design: Jean-Michel Wilmotte

Wall lamps



New

W3

H 680
L 120
P 104

W4

H 680
L 120
P 104
Colours ●●●●●●

W1

H 300
L 120
P 92

W2

H 300
L 120
P 92
Colours ●●●●●●

Collection Pierre Guariche



G13A

Ø 250
H 700
Colours ●●●●●●

G13

Ø S 170
Ø M 250
Ø L 350
H 150
Colours ●●●●●●

G1

H 650
H lampshade 350
L 1150
Colours ●●●●●●

Existe en applique, suspension et lampadaire
Available as wall, pendant and floor lamp



G25

H 830
L min 1260
max 1640

Existe en applique et suspension
Available as wall and pendant lamp

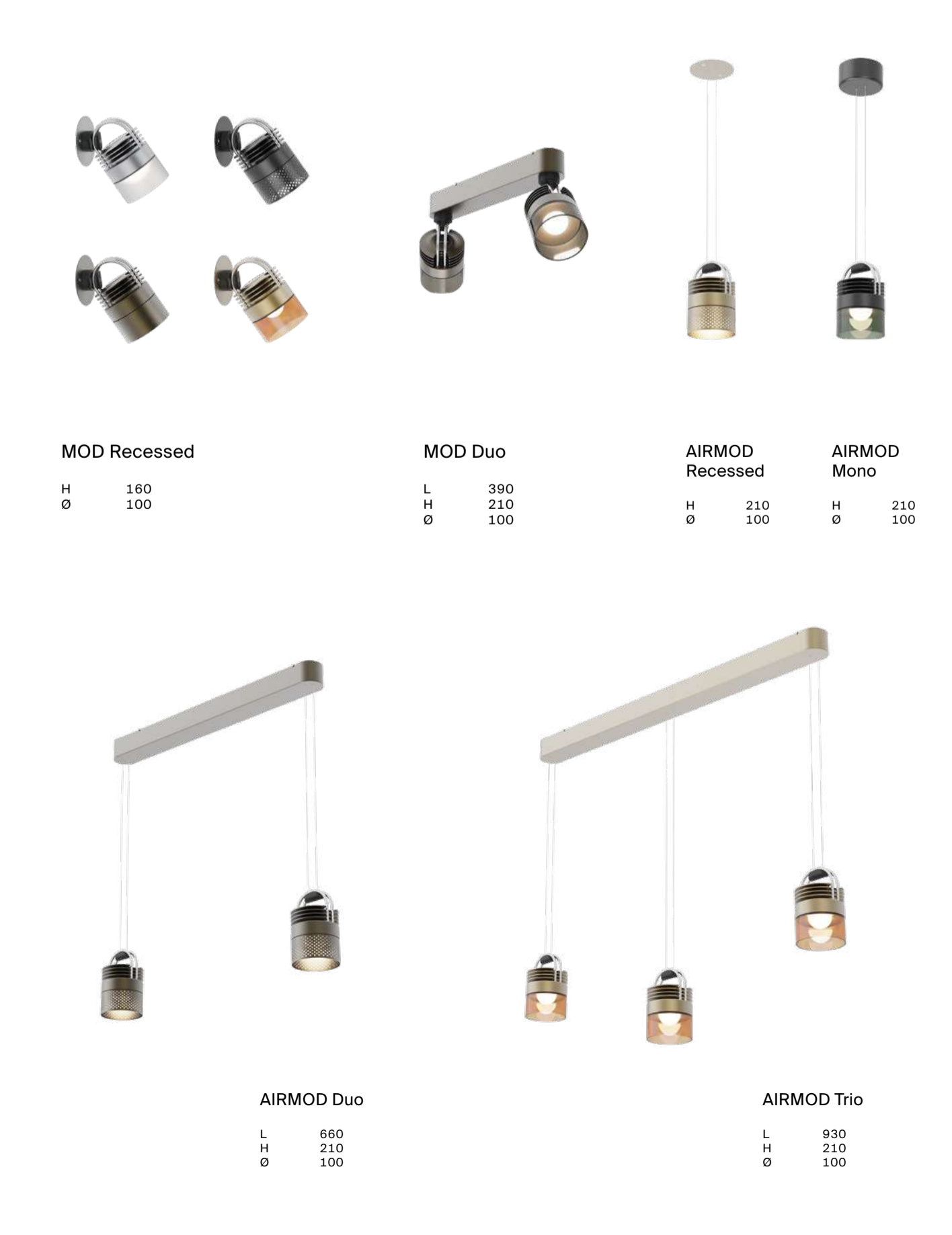
G54

Ø 142
H 1200

G2

H 1590
L 1100

Collection MOD Design: Stefan Diez



Colours ●●●●●●

MOD Recessed

H 160
Ø 100

MOD Duo

L 390
H 210
Ø 100

AIRMOD Recessed

H 210
Ø 100

AIRMOD Mono

H 210
Ø 100

Collection Michel Mortier



M3

H 340
Base 275 x 300
Colours ●●●●●●

G24

H 420
Base 200
Ø 390
Colours ●●●●●●

G61

S 270 x 270 x 200
M 330 x 330 x 200

G1

H 1200
L 1750
L 1350
Colours ●●●●●●

Existe en applique, suspension et lampadaire
Available as wall, pendant and floor lamp

G30

H 1530
W Base 300 x 450

G21

H min 1170
L 370
Colours ●●●●●●

AIRMOD Duo

L 660
H 210
Ø 100

AIRMOD Trio

L 930
H 210
Ø 100