



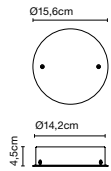
Cluster Accessory

marset

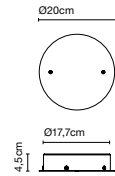
For mounted canopy installation

Take into account the total power in watts, the power of the driver, and the wire entry points of the canopy. The total wattage of the selected lamps elements cannot exceed the max wattage of the canopy's driver. Therefore, you must choose your canopy/driver by the power required. Finally, the number of lamps installed in a single canopy cannot exceed the number of wire entry points of that canopy.

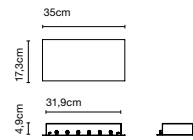
Canopy 20W/ Circular



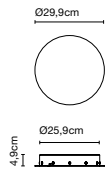
Canopy 50W/ Circular



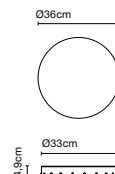
Canopy 50W/ Rectangular



Canopy 50W/ Circular



Canopy 100W/ Circular



Hook accessory



Power

Dipping light 13 - 24V	5,2W
Dipping light 20 - 24V	5,2W
Dipping light 30 - 24V	9,9W

Ginger 20 - 24V	5,2W
-----------------	------

Wire entry points

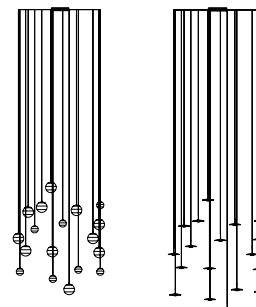
Canopy 20W/ Circular	3
220 - 240 VAC TRIAC 20W (max.)	
220 - 240 VAC DALI 16W (max.)	

Canopy 50W/ Circular	5
220 - 240 VAC TRIAC 50W (max.)	
220 - 240 VAC DALI 35W (max.)	

Canopy 50W/ Rectangular	9
220 - 240 VAC TRIAC 50W (max.)	
220 - 240 VAC DALI 60W (max.)	

Canopy 50W/ Circular	9
220 - 240 VAC TRIAC 50W (max.)	
220 - 240 VAC DALI 60W (max.)	

Canopy 100W/ Circular	19
220 - 240 VAC TRIAC 100W (max.)	
220 - 240 VAC DALI 100W (max.)	



Black electrical cord



This system makes it possible to connect several suspension lamps into a single point of light, offering the absolute freedom to build with light. The Cluster accessory helps to illuminate large spaces or create compositions with the Dipping Light collection or the Ginger 20 model.