

**A - LAMP** *corpo lampada* matt white aluminum - *alluminio bianco opaco*

**DIFFUSER** *diffusore* frosted glass - *vetro sabbiato*

**ELECTRICAL SYSTEM** LED CC, 6,4W\*, 820 lm, 350 mA, CRI≥90

**OPTIONAL** *accessorio* power supply equipped - *alimentatore incluso*

**PACKAGING** *imballo* 21x21x20 cm

**NET WEIGHT** *peso netto* 0,9 KG

**GROSS WEIGHT** *peso lordo* 1,6 KG

**IP RATE** *grado protezione* IP55


**CERTIFICATION** *conformità* IEC 60598-1:2014 EN 60598-1:2015


**EMISSION** *emissione* bidirectional - *bidirezionale*

 direct - *diretta*

 filtered - *filtrata*

 indirect - *indiretta*

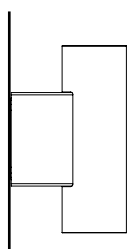
 none - *assente*



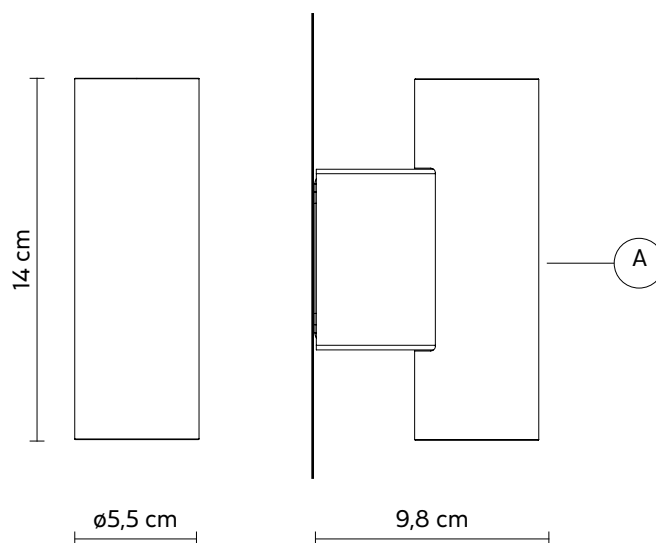
\*(3,2W top + 3,2W bottom)



**COLLECTION** *collezione*



SE258 NR EXT



**A - LAMP** *corpo lampada* matt white aluminum - *alluminio bianco opaco*

**DIFFUSER** *diffusore* frosted glass - *vetro sabbiato*

**ELECTRICAL SYSTEM** LED CC, 6,4W\*, 820 lm, 350 mA, CRI≥90

**OPTIONAL** *accessorio* power supply equipped - *alimentatore incluso*

**PACKAGING** *imballo* 21x21x20 cm

**NET WEIGHT** *peso netto* 0,9 KG

**GROSS WEIGHT** *peso lordo* 1,6 KG

**IP RATE** *grado protezione* IP55


**CERTIFICATION** *conformità* IEC 60598-1:2014 EN 60598-1:2015


**EMISSION** *emissione* bidirectional - *bidirezionale*

 direct - *diretta*

 filtered - *filtrata*

 indirect - *indiretta*

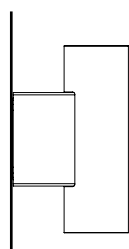
 none - *assente*



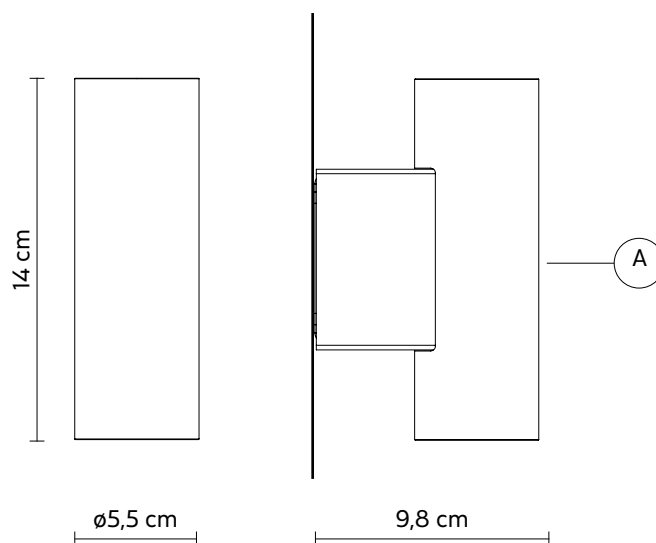
\*(3,2W top + 3,2W bottom)



**COLLECTION** *collezione*



SE258 NR EXT



**A - LAMP** *corpo lampada* matt black aluminum - *alluminio nero opaco*

**DIFFUSER** *diffusore* frosted glass - *vetro sabbiato*

**ELECTRICAL SYSTEM** LED CC, 6,4W\*, 820 lm, 350 mA, CRI≥90

**OPTIONAL** *accessorio* power supply equipped - *alimentatore incluso*

**PACKAGING** *imballo* 21x21x20 cm

**NET WEIGHT** *peso netto* 0,9 KG

**GROSS WEIGHT** *peso lordo* 1,6 KG

**IP RATE** *grado protezione* IP55

**CERTIFICATION** *conformità* IEC 60598-1:2014 EN 60598-1:2015


**EMISSION** *emissione* bidirectional - *bidirezionale*

 direct - *diretta*

 filtered - *filtrata*

 indirect - *indiretta*

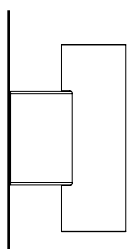
 none - *assente*



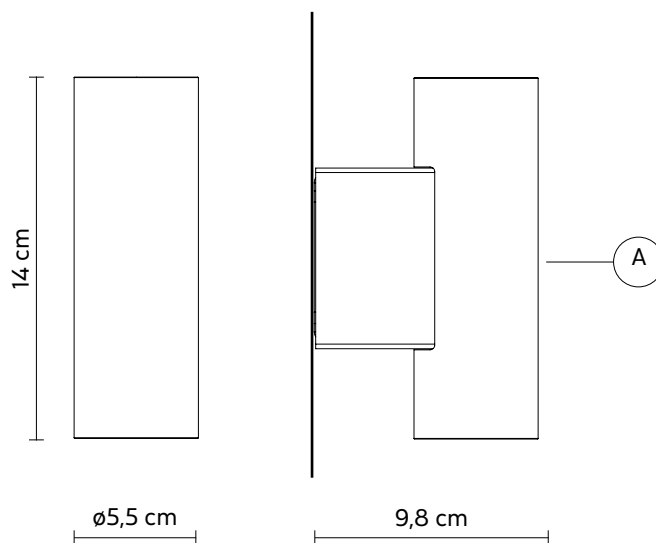
\*(3,2W top + 3,2W bottom)



**COLLECTION** *collezione*



SE258 BC EXT



**A - LAMP** *corpo lampada* matt black aluminum - *alluminio nero opaco*

**DIFFUSER** *diffusore* frosted glass - *vetro sabbiato*

**ELECTRICAL SYSTEM** LED CC, 6,4W\*, 820 lm, 350 mA, CRI≥90

**OPTIONAL** *accessorio* power supply equipped - *alimentatore incluso*

**PACKAGING** *imballo* 21x21x20 cm

**NET WEIGHT** *peso netto* 0,9 KG

**GROSS WEIGHT** *peso lordo* 1,6 KG

**IP RATE** *grado protezione* IP55

**CERTIFICATION** *conformità* IEC 60598-1:2014 EN 60598-1:2015


**EMISSION** *emissione* bidirectional - *bidirezionale*

 direct - *diretta*

 filtered - *filtrata*

 indirect - *indiretta*

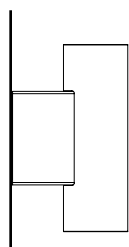
 none - *assente*



\*(3,2W top + 3,2W bottom)



**COLLECTION** *collezione*



SE258 BC EXT

