
Quad

Pio e Tito Toso

2014

Quad is a collection of pendant lights comprised of an assembly of multiple square modules that emit indirect or dual-emission light that expands softly through the space. The articulated design creates truly evocative atmospheres. • **Aluminium modules, polycarbonate diffusers, metal wire casing.** **Finishes: white, black.**

Quad est une collection de lampes à suspension constituée par la connexion de plusieurs modules carrés, qui émettent une lumière indirecte ou à double émission, se diffusant doucement dans l'espace. Avec son design articulé, elle crée des atmosphères suggestives. • **Modules en aluminium, diffuseurs en polycarbonate, pavillon en métal. Finitions : blanc, noir.**

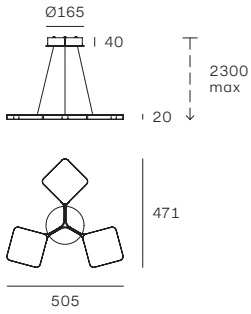
Quad es una colección de suspensiones compuesta por la conexión de varios módulos cuadrados que emiten una luz indirecta o de doble emisión que se difunde suavemente en los espacios. Gracias a su diseño articulado, crea atmósferas sugerentes. • **Módulos en aluminio, difusores en policarbonato, cubierta de cable en metal.** **Acabados: blanco, negro.**







1. Quad 3 modules - monoem.

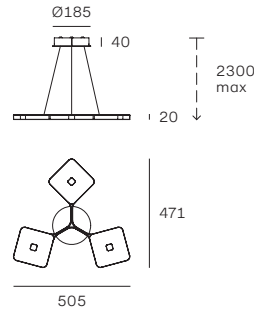


Dimming kits

KIT0080
PH-CUT / 1 art / out

KIT0026
PH-CUT / 1-2 art

2. Quad 3 modules - biem.

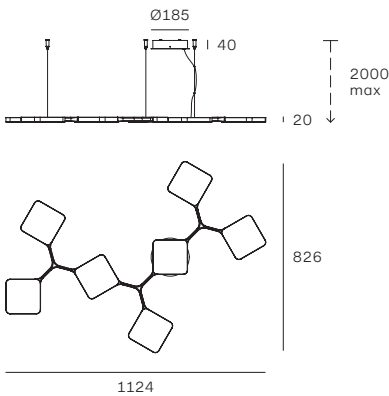


Dimming kits

KIT0080
PH-CUT / 1 art / out

KIT0026
PH-CUT / 1-2 art

3. Quad 7 modules - monoem.

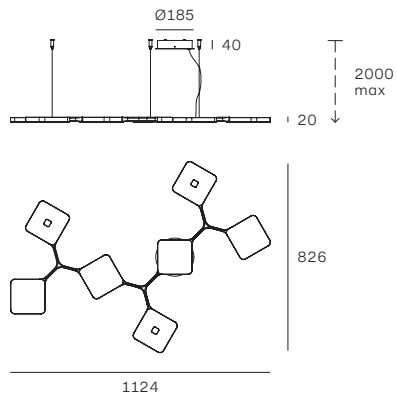


Dimming kits

KIT0080
PH-CUT / 1 art / out

KIT0026
PH-CUT / 1-2 art

4. Quad 7 modules - biem.



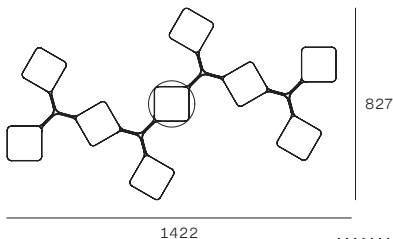
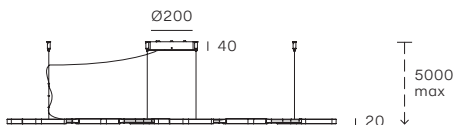
Dimming kits

KIT0080
PH-CUT / 1 art / out

KIT0026
PH-CUT / 1-2 art

MOD	CODE	FINISH	SOURCE	INPUT	DIMMING	CCT (K)	LUMEN	CRI	IP	OPTICS
1	8116	WH	TopLED 42W	220-240V	Phase-cut	3000	4173	90	20	Diffused
	8117	BK	TopLED 42W	220-240V	Phase-cut	3000	4173	90	20	Diffused
2	8528	WH	TopLED 45W	220-240V	Phase-cut	3000	4389	90	20	Diffused
	8529	BK	TopLED 45W	220-240V	Phase-cut	3000	4389	90	20	Diffused
3	8520	WH	TopLED 42W	220-240V	Phase-cut	3000	4173	90	20	Diffused
	8521	BK	TopLED 42W	220-240V	Phase-cut	3000	4173	90	20	Diffused
4	8526	WH	TopLED 44W	220-240V	Phase-cut	3000	4389	90	20	Diffused
	8527	BK	TopLED 44W	220-240V	Phase-cut	3000	4389	90	20	Diffused

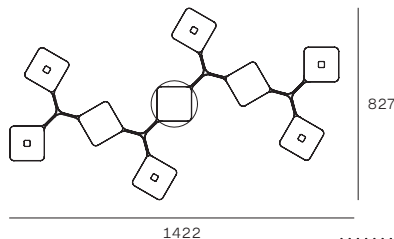
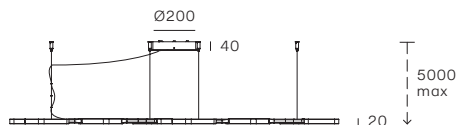
5. Quad 9 modules - monoem.



Dimming kits

KIT0079
DALI / 1 art / out

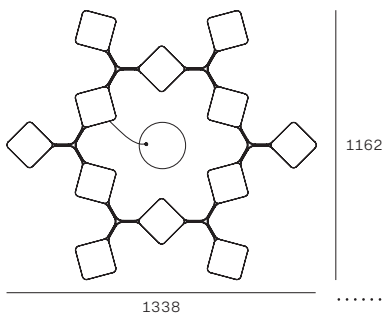
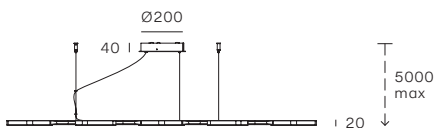
6. Quad 9 modules - biem.



Dimming kits

KIT0079
DALI / 1 art / out

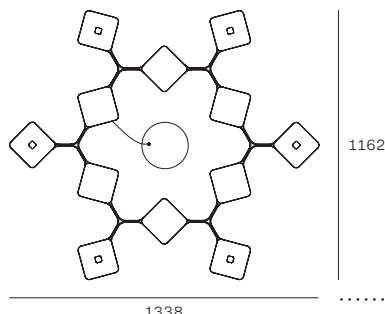
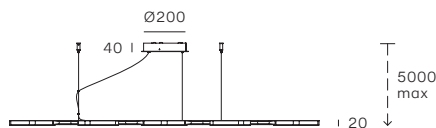
7. Quad 12 modules - monoem.



Dimming kits

KIT0079
DALI / 1 art / out

8. Quad 12 modules - biem.



Dimming kits

KIT0079
DALI / 1 art / out

MOD	CODE	FINISH	SOURCE	INPUT	DIMMING	CCT (K)	LUMEN	CRI	IP	OPTICS
5	8110	WH	TopLED 91W	220-240V	DALI Push	3000	9160	90	20	Diffused
	8111	BK	TopLED 91W	220-240V	DALI Push	3000	9160	90	20	Diffused
6	8522	WH	TopLED 89W	220-240V	DALI Push	3000	8741	90	20	Diffused
	8523	BK	TopLED 89W	220-240V	DALI Push	3000	8741	90	20	Diffused
7	8112	WH	TopLED 91W	220-240V	DALI Push	3000	9160	90	20	Diffused
	8113	BK	TopLED 91W	220-240V	DALI Push	3000	9160	90	20	Diffused
8	8524	WH	TopLED 90W	220-240V	DALI Push	3000	8741	90	20	Diffused
	8525	BK	TopLED 90W	220-240V	DALI Push	3000	8741	90	20	Diffused