

# STANT



## Stant

design edmondo testaguzza

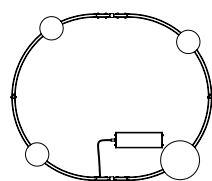
Barre portanti richiamano strutture ingegneristiche del passato. Strutture modulari elettrificate permettono l'inserimento di corpi illuminanti in quantità e disposizione libera, senza l'utilizzo di cavi elettrici di alimentazione. Massima libertà espressiva.

*Support beams mimics industrial structures of the past. Modular electronic constructions make way for illuminated components, which can be freely installed and arranged, Allowing for maximum freedom of expression.*



Struttura in alluminio opaco e sfere in vetro satinato bianco.  
 Structure in matt aluminum and spheres in white frosted glass.

**SE264 BB INT** (black)  
**SE264 EE INT** (white)  
 sospensione / pendant  
 cm Ø103 x 86 x h 200  
 led 3 x 2.4W 304 lumen  
 led 1 x 8.4W 907 lumen  
 3000K



**STANT**  
 design  
 edmondo testaguzza



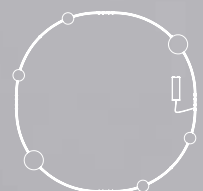
## STANT

design  
edmondo testaguzza



Struttura in alluminio opaco e sfere in vetro satinato bianco.  
*Structure in matt aluminum and spheres in white frosted glass.*

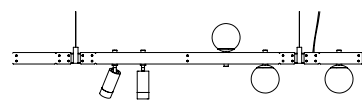
**SE264 CC INT** (black)  
**SE264 FF INT** (white)  
sospensione / pendant  
cm Ø189 x h 200 cm  
led 4 x 2.4W 304 lumen  
led 2 x 8.4W 907 lumen  
3000K





Struttura e faretto in alluminio opaco e sfere in vetro satinato bianco.  
 Structure and spotlights in matt aluminum and spheres in white frosted glass.

**SE264 DD INT** (white)  
**SE264 AA INT** (black)  
 sospensione / pendant  
 cm 150 x h 200  
 led 3 x 2.4W 304 lumen  
 led 2 x 8.4W 907 lumen  
 3000K



**STANT**  
 design  
 edmondo testaguzza



**STANT**  
design  
edmondo testaguzza



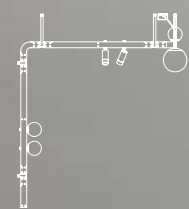
Possibilità di realizzare composizioni custom, a sospensione o plafoniera.  
*Available as pendant or ceiling lamp.*

**STANT**

design  
edmondo testaguzza



Struttura e faretti in alluminio opaco e sfere  
in vetro satinato bianco.  
*Structure and spotlights in matt aluminum  
and spheres in white frosted glass.*



**AP264 GG INT** (black)  
**AP264 HH INT** (white)  
applique / wall lamp  
cm 135 x h 165  
led 3 x 2,4W 304 lumen  
led 3 x 8,4W 907 lumen

