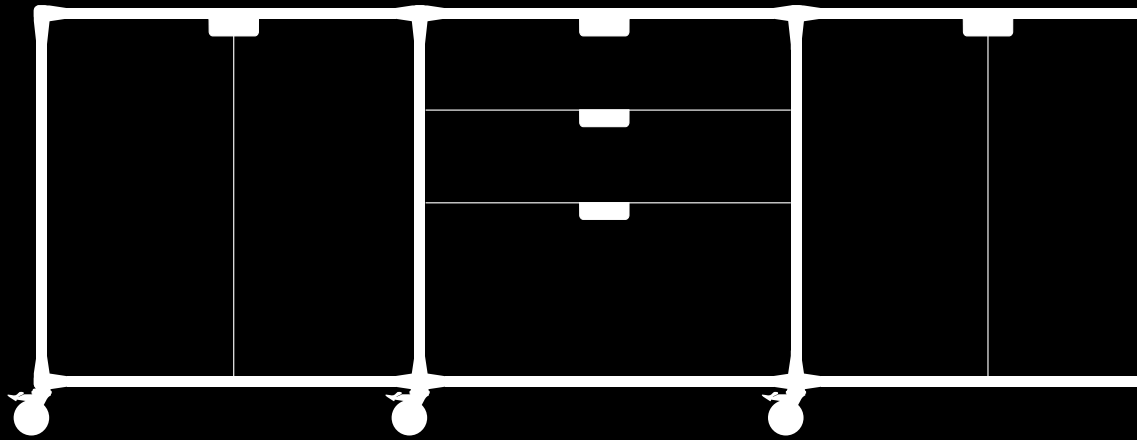



# The Furniture System



SYSTEM  180


# 360° Freedom

Inspired by the idea that all people can freely design their rooms and furnishing, in the 1980's, Professor Jürg Steiner designed his »spatial construction system« in Berlin. Since then we have developed the furniture system a lot. The idea of freedom has remained.

The DNA for the high flexibility of our furniture system is in its distinctive connecting node. The structure gives our products their independent design and allows in a convincing way, almost unlimited possibilities, even beyond right angles. Decisive for daily practicableness of furniture planned with System 180 are the dimensions on which the furniture system is based.

The heights and widths refer to the common measurement unit of 180 mm used in interior design. Depths for structure and surfaces take up relevant standards and thereby ensure a high degree of compatibility for precisely fitting solutions in a wide range of Tasks.

Due to their formal independence, System 180 solutions are a statement for individuality, functionality and urbanity.





## Sustainably Striking

System 180 stands for a reduced, classic design and durable quality. Our high demands on form and function are evident in every detail of our system. Clear lines, smart accessories and the meticulous manufacture form the basis of our products. The characteristic tube connection with the embossed studded nude is a symbol of individuality, flexibility and constructive freedom.

With System 180 you have almost unlimited possibilities to build your very own personal furnishing object. Practically dimensioned modules as well as a wide range of surfaces and equipment offer a lot of space for your ideas. Plan your very individual furnishing solutions in the dimensions you need with convincing details.

7 Widths  
6 Heights  
7 Depths  
13 Designs  
+ Accessories




# Durable Mix

The tubular structure in brushed or black powder-coated stainless steel ensures optimum stability. In combination with the surface made of black colour-through MDF panels with open edges this results in a high quality mix of colour and material. For the equipment of the individual modules there are shelf floors with different carrying capacities and specific functions available.



## Reinforced shelf

Recommended for higher loads. Reinforcing rails on the longitudinal edges made of stainless steel.



## Sloped shelf

With the help of adapters reinforced shelves can be positioned at various angles. The reinforcement rail serves as a holder for brochures.



## Pull-out shelf

For selected system depths up to 430, shelves with cushioned partial pull-out mechanism can be selected.



# Well Concealed

The modules can optionally be equipped with either doors or drawers. Handles are available as simple, milled openings or in various stainless steel versions. For smooth opening and closing of all doors and drawers we use high quality branded fittings.



### Handle Opening

The milled handle opening is available for all drawer fronts and doors. The refined MDF edges offer a pleasant grip sensation.



### Stainless Steel Handle

The stainless steel handle is the Standard equipment of our furniture. It is used for all pull-out fronts and doors offered.



### Stainless Steel Handle with Lock

In many areas stainless steel handles can be equipped with locks. For drawers, locks are only offered for the top drawer.



### Handles for cabinet doors

When for particularly high doors the horizontal handle position lies outside of a comfortable height, the handles will be positioned vertically in a suitable place.

Drawers in various heights in the unidecor black.

# Optimally Organized

For the most diverse tasks and applications useful accessories such as magazines, dividers, hanging files and archiving equipment are available.



## Brochure Hatch

The optionally available brochure hatch can be pushed back to slide into the top of the module and thereby opens the module shelf behind it.



## Hanging folder filer

Hanging folder filers are available for selected system depths. They are equipped with soft-closing full extension drawers, parallel guides and pull-out stop.



Well sorted tray or practical mailbox.  
The magazine can be divided individually within the hole grid.



# Accessories

With the optionally available accessories you can ideally equip every work surface for the planned usage. The decisive factor in choosing the right accessories is whether technical components are to be permanently installed and connections concealed or whether equipment is to be changed frequently and connections must be easily accessible. Device box, device inlay and device top can be equipped with different connection modules.



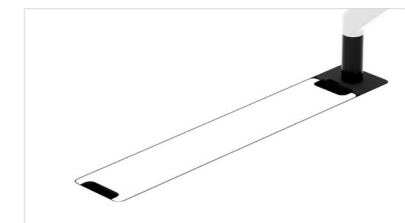
## Device inlay

The device inlay is inserted flush into the technology cutout. The connections can be fitted as required and are easily accessible for use.



## Device top

The device top is placed on the device cutout. The body made of black powder-coated steel forms a zoning on the table surface and carries technology modules on both long sides. The upper end of the attachment offers a practical pen tray.



## Adapter for Humanscale Monitor arm M8.1

The adapter provides a solid mount for the M8.1 monitor arm from Humanscale. It can be fixed on one side or, from a shaft width of 450 mm, on both sides in the device cutout. The width of the device boxes, tops and inlays is reduced by 90 mm.

The device box consists of a technology tray, cover and cable fixation. Plugs and cables can be stored in the technology tray and disappear under the cover.


# Cleverly Connected

Our smart cable management optionally provides all technical devices with the fitting connection. Through well-formed holes, cables are fed in and out of the module. Flexible horizontal and vertical guides lead the cables invisibly in the module to distribution points and end devices. Enjoy the best connections without an annoying tangle of cables.



## Cable Outlets

Cable outlets can be positioned on horizontal and vertical surfaces and are finished with high quality stainless steel covers.



## Cable Routing

Equally simple as practical are the cable routings of fabric-covered elastic cord. They are easy to use and securely hold cables along vertical and horizontal routes.



The cable outlets of the BlackLine are also powder-coated in black.




# Practically Extended

With System 180 you combine the attractive with the practical. Mounted extensions in various depths and widths can be combined versatilely with shelving, sideboards or containers. You hereby couple storage space with workspaces to a practical functional unit.



## System Node

The side connection of storage furniture and workspaces is through system nodes.



## Extension Connection

The frontal or back connection of storage furniture and workspaces is through extension connections. With adapters the workspace can be adjusted to the right height.



## Side Supports

Side supports for workspaces are available for diagonal tubes or closed sides.



Workspaces and storage furniture can be combined in many ways.





Room divider open on the top and with drawers at the bottom in unidecor khaki.

# Open or Closed

For module sidings you can choose between two different types. The open form with diagonal tubes has a light effect and emphasises through its transparency the constructional character of the system. The closed sides enable the simple and universal use of accessories such as doors, drawers, adjustable shelves and much more.



## Open Side

The original System 180 model that only uses system tubes and surfaces emphasizes the clean and classic design of the system through its simplicity.



## Closed Side

Side panels with universal hole grids serve to attach doors and drawers and to adjust shelving height.



# In the Right Place

Whether a piece of furniture stands in one place or is rolled on castors for use in several areas, it is your decision. Select the fitting type of feet or high quality castors in different sizes for your furniture.



#### Castor small Ø 50 mm

If furniture is to be moved frequently or used for mobile purposes, the use of castors is recommended. Castors are rubber coated and can be locked in place.



#### Angles Foot

In order to place modules particularly close to the ground, the angled foot is available.



#### Plinth foot with Level Compensation

The adjustable unit enables a level compensation of up to 15 mm.



Castor big Ø 75 mm



# Surface Selection

For the surface finish for the tube structure you can choose between the brushed SteelLine or the powder-coated BlackLine.

**SteelLine**  
Brushed stainless steel




**BlackLine**  
Stainless steel, powder coated in black

# Fine Surfaces with a Black Core


For the surface design of your furniture choose from five standard and six coloured decors or two real wood veneers. All visible surfaces on units, doors, drawers and shelves are

made of black colour-through MDF panels. The surface finish is formed by visible edges, which are thermally smoothed and coated matt in an innovative process.

**Standard Decor**, melamine-covered on both sides



**Colour Decor**, melamine-covered on both sides



**Real Wood Veneer**, veneered and matt coated on both sides

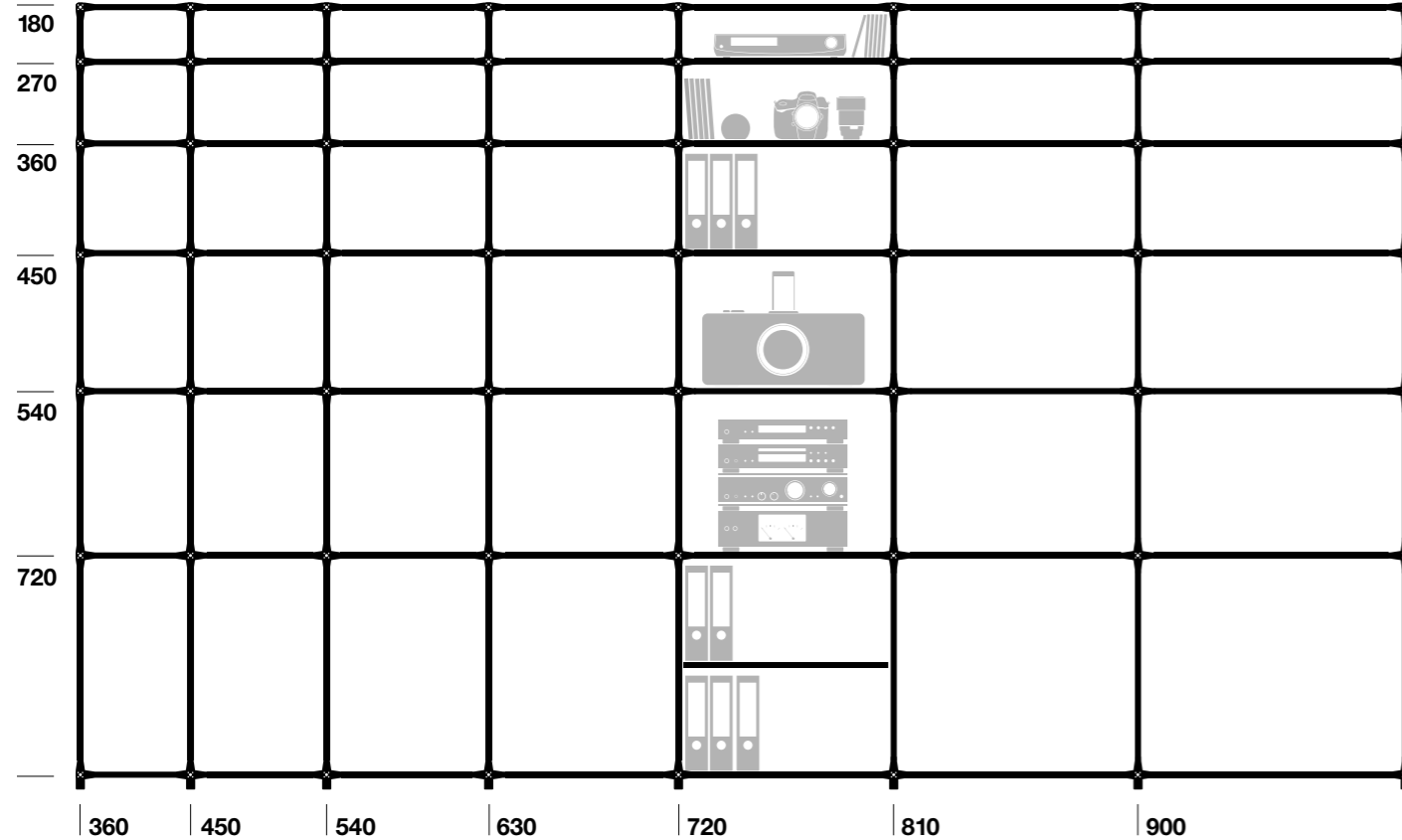


Due to the printing process the illustrated colours may vary. We reserve the right to make technical changes.  
For further technical specifications please contact our consultants the specialized trade.

# Individually Scalable

Our furniture can be constructed in all dimensions as required. With 7 scaled widths and 6 practical heights your ideas and wishes are almost unlimited.

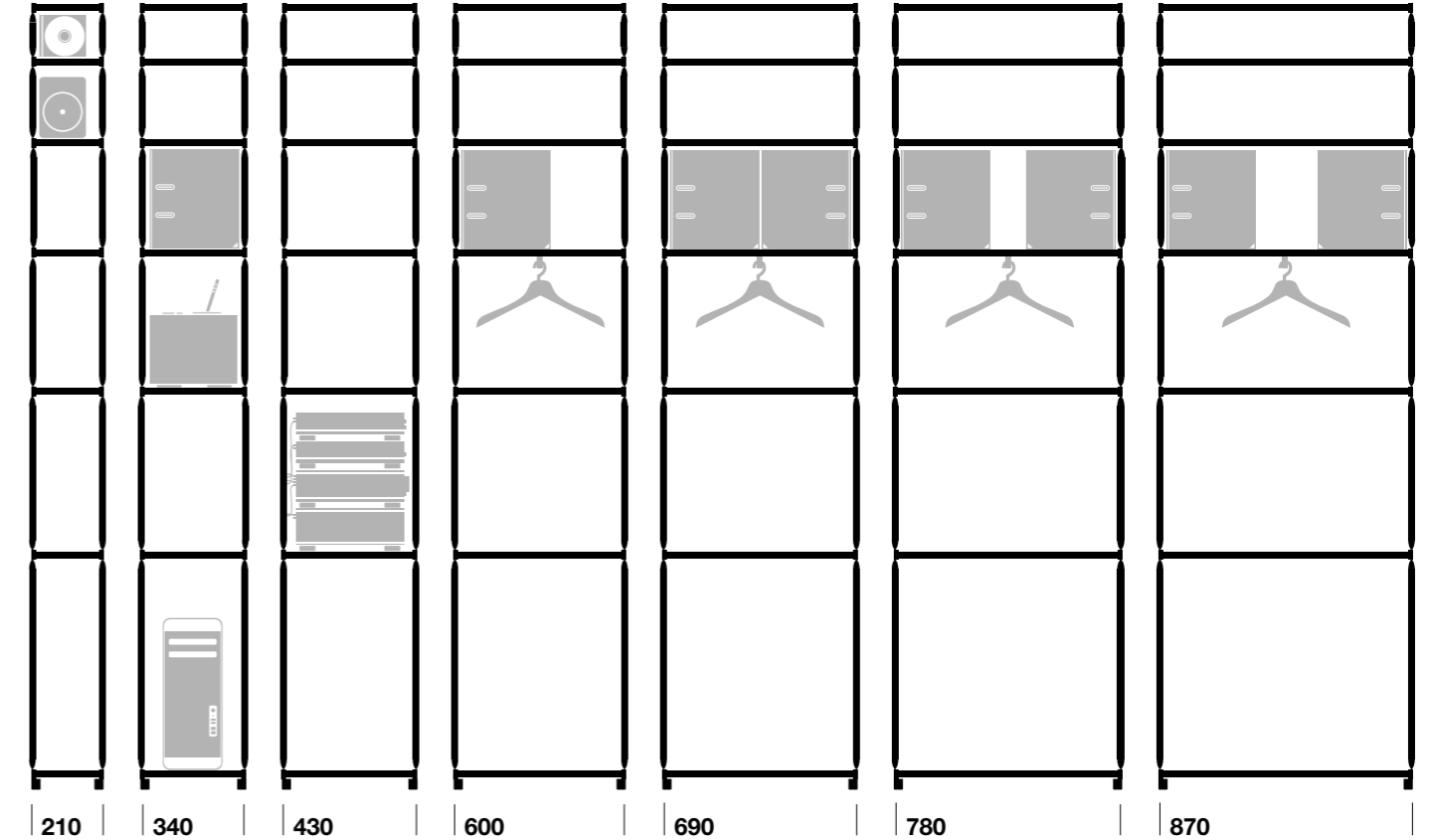
System widths and heights



All figures in millimetres.

Depending on use there are 7 practical depths available for your planning. Different depths within on piece of furniture cannot be combined.

System depths



# 3D Planning

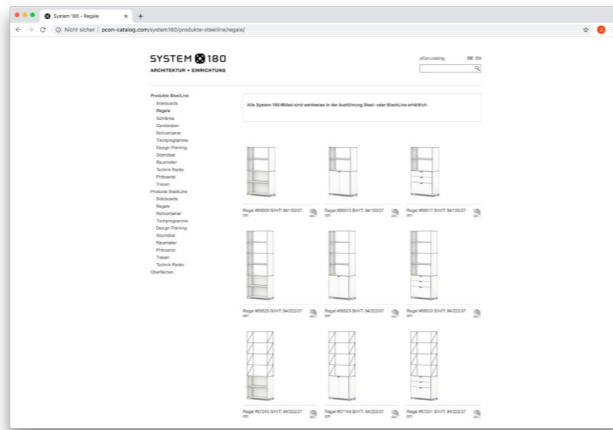
In order to plan and visualise your table model precisely, our consultants in the specialist trade have various instruments at their disposal.

The focus of planning is always on the analysis of individual needs. Our partners and consultants will be happy to help you.



## 3D planning software

Thanks to the 3D planning software, your table model is created in the desired Dimensions and equipment. The high quality visualization immediately offers a realistic impression of the planned configuration.




## pCon 3D planning

Sie wollen Ihr Möbel im räumlichen Kontext sehen?  
Für p.con planner PRO-user bieten wir eine Auswahl von OFML-Daten an:  
<https://login.pcon-solutions.com/de/catalog/UE5K8T>



reddot design award  
winner 2011





Your local specialist trade partner:

**System 180 GmbH**  
Ernst-Augustin-Straße 3, 12489 Berlin

[contact@system180.com](mailto:contact@system180.com)  
[www.system180.com](http://www.system180.com)